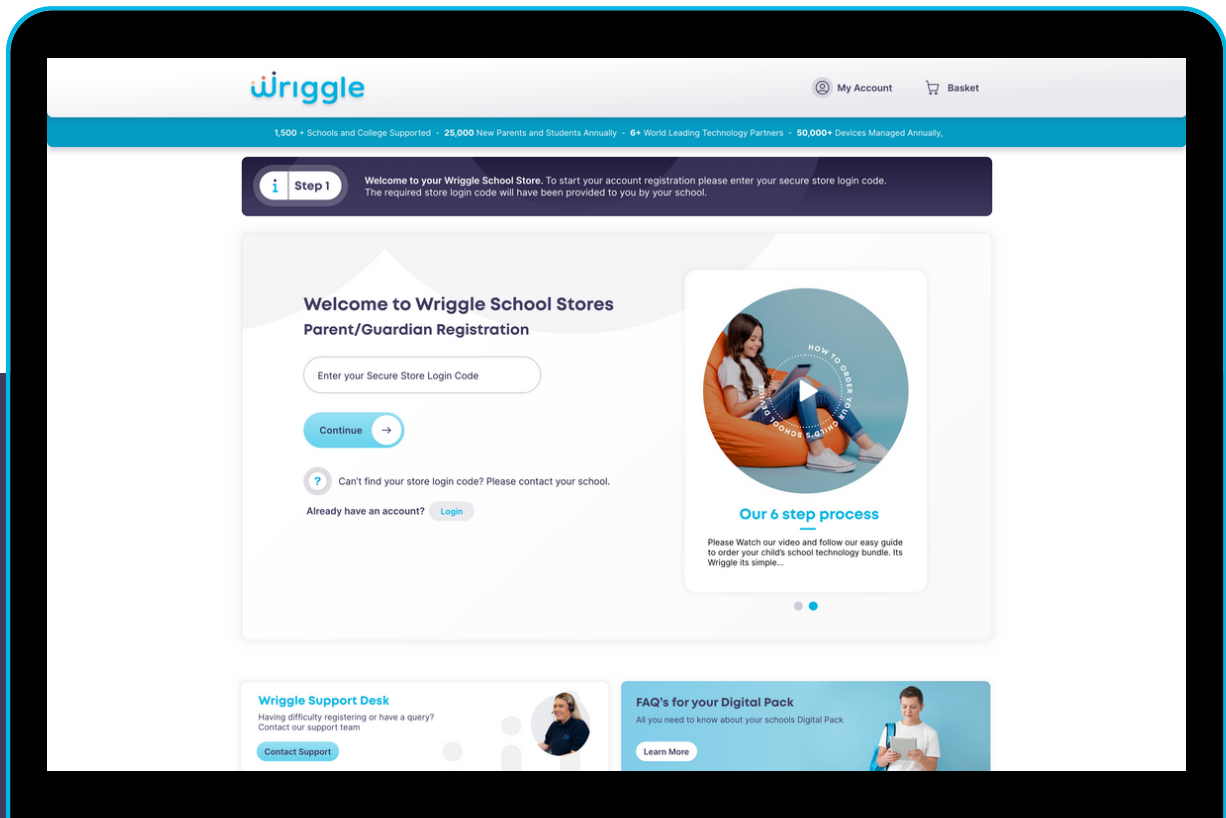


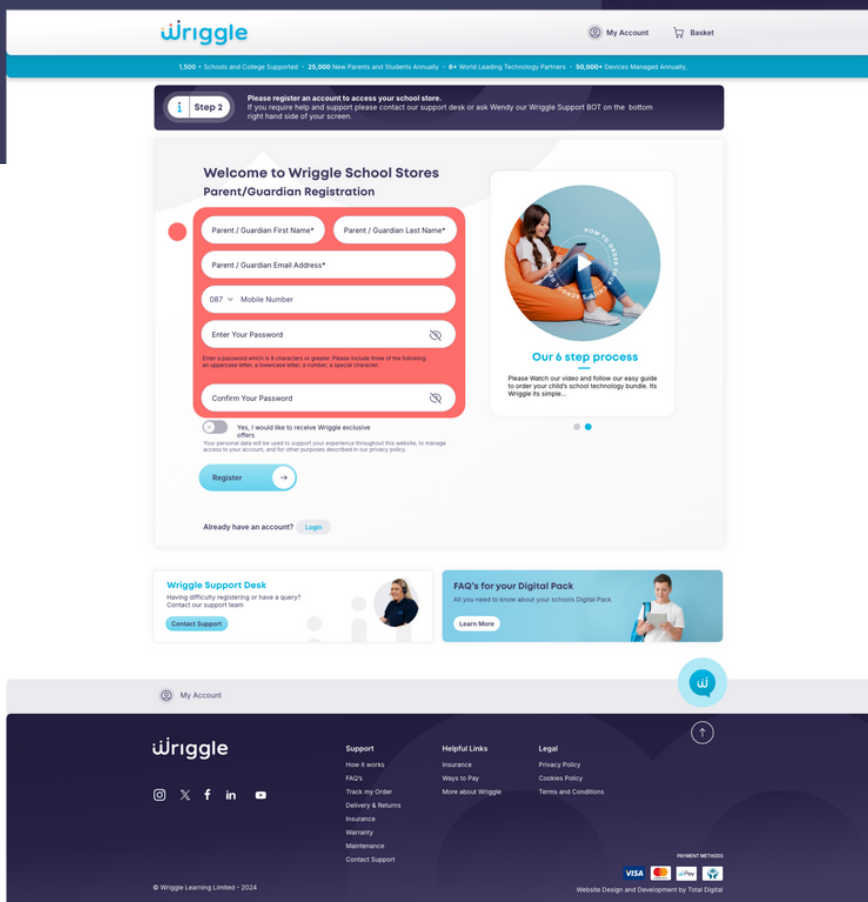
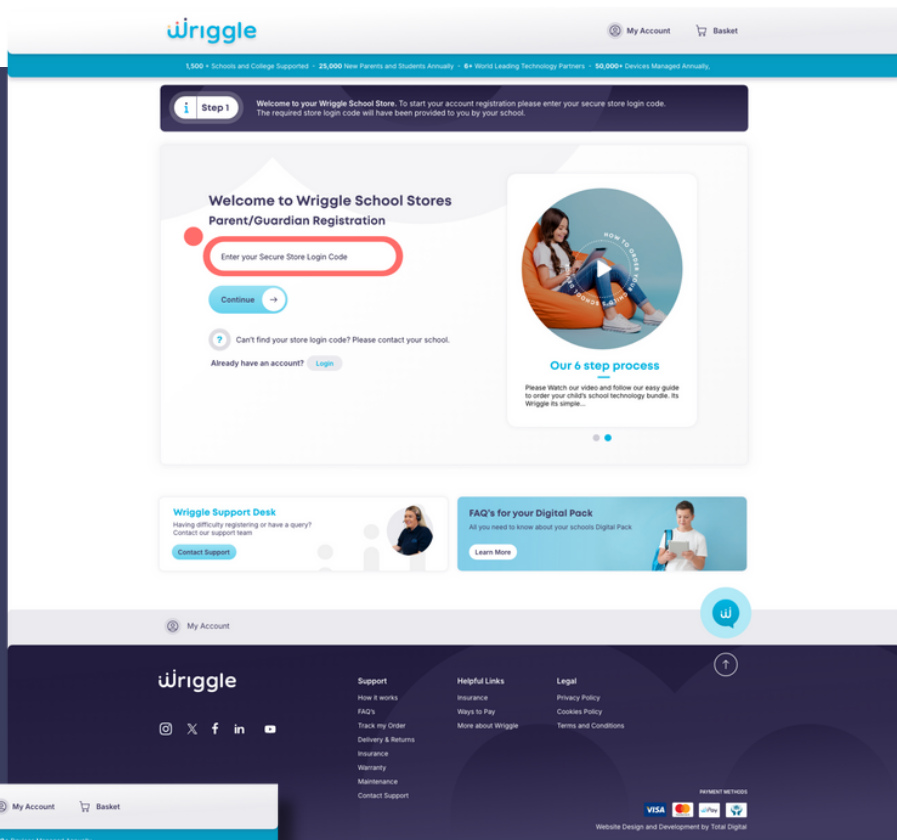
YOUR 7 STEP GUIDE TO USING THE WRIGGLE ONLINE STORE



STORE.WRIGGLE.IE

STEP 1

Please enter store code provided to you by your school.



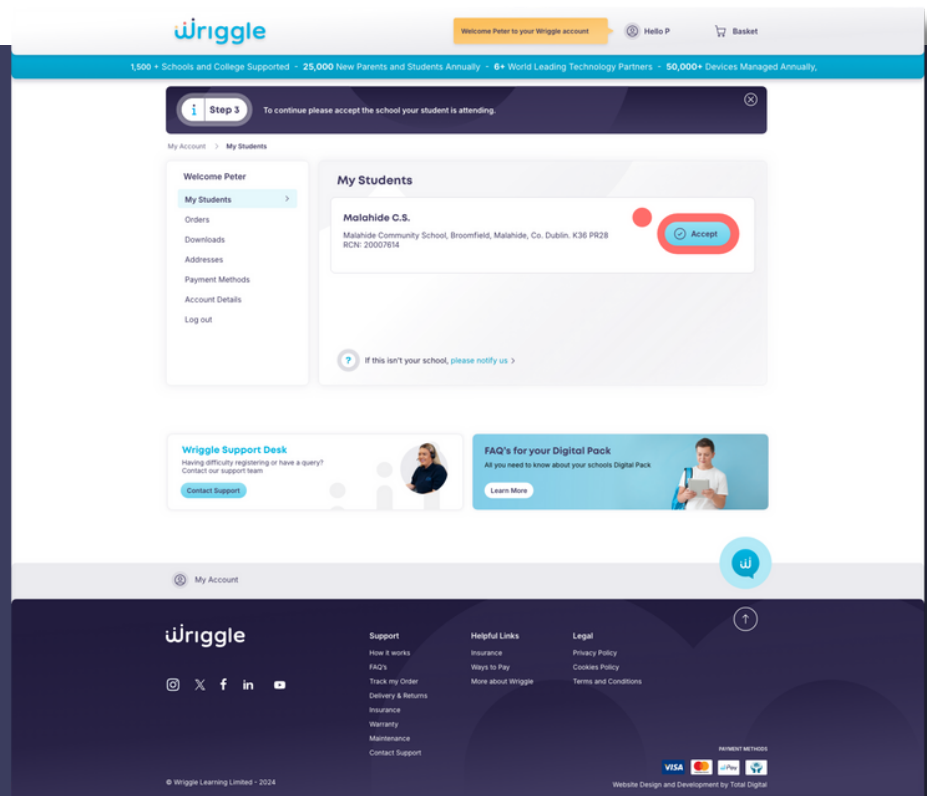
STEP 1.1

Upon access to the store, please enter in your full name, email, phone number and password you wish to use to register your account.

MY ACCOUNT


STEP 2

Review and 'Accept' if the school details provided are correct.



STEP 3

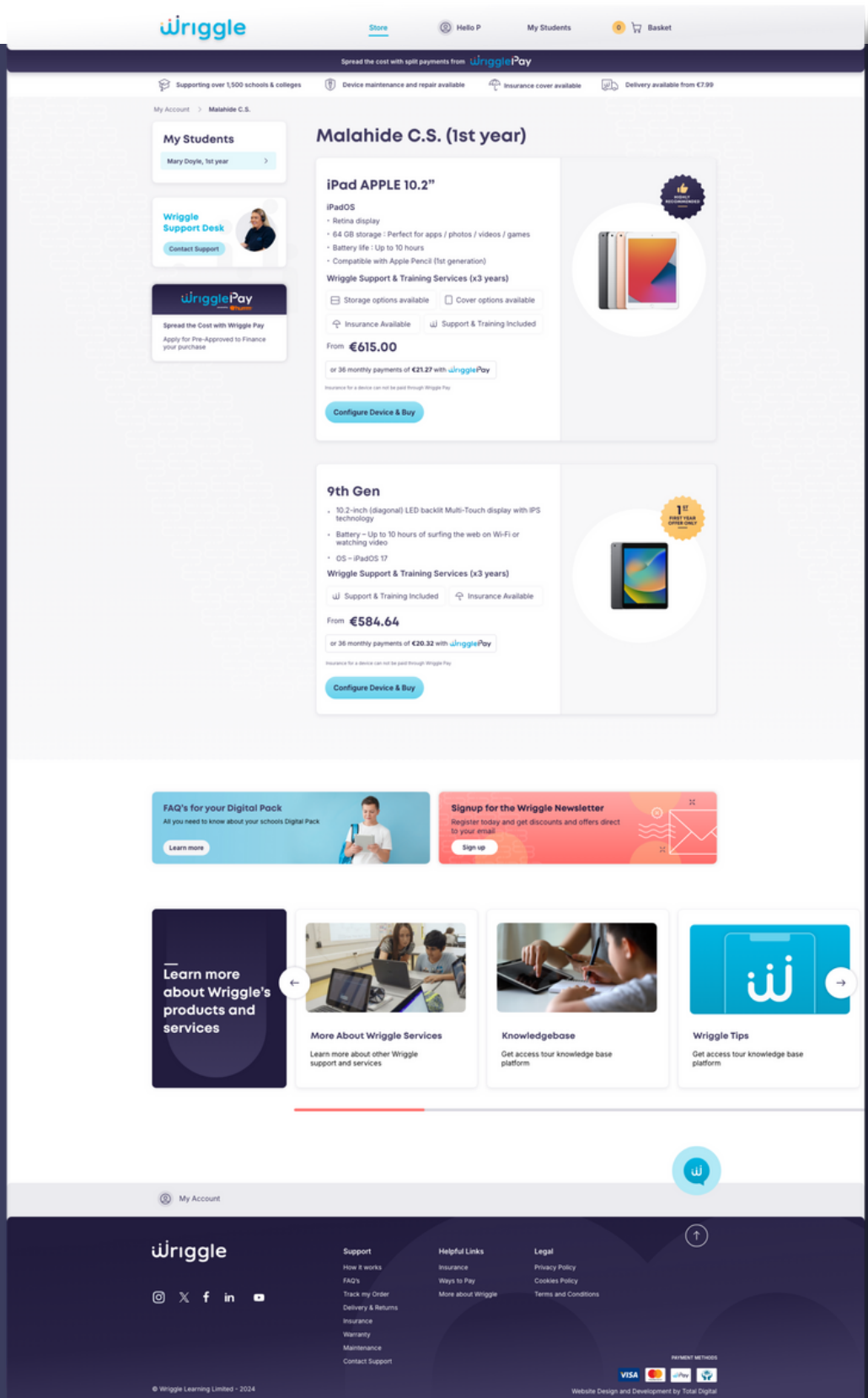
Add your student details as requested, then click 'Shop Now'. Where you have two + students entering the same school and requiring devices, you can add them in this section.



DEVICE SELECTION

STEP 4

Click on your preferred device from the selection provided to add to cart.



FAQ's for your Digital Pack
All you need to know about your schools Digital Pack

[Learn more](#)

Signup for the Wriggle Newsletter
Register today and get discounts and offers direct to your email.

[Sign up](#)

Learn more about Wriggle's products and services

More About Wriggle Services
Learn more about other Wriggle support and services

Knowledgebase
Get access tour knowledge base platform

Wriggle Tips
Get access tour knowledge base platform

[My Account](#)

Wriggle



- Support**
- How it works
 - FAQ's
 - Track my Order
 - Delivery & Returns
 - Insurance
 - Warranty
 - Maintenance
 - Contact Support

- Helpful Links**
- Insurance
 - Ways to Pay
 - More about Wriggle

- Legal**
- Privacy Policy
 - Cookies Policy
 - Terms and Conditions



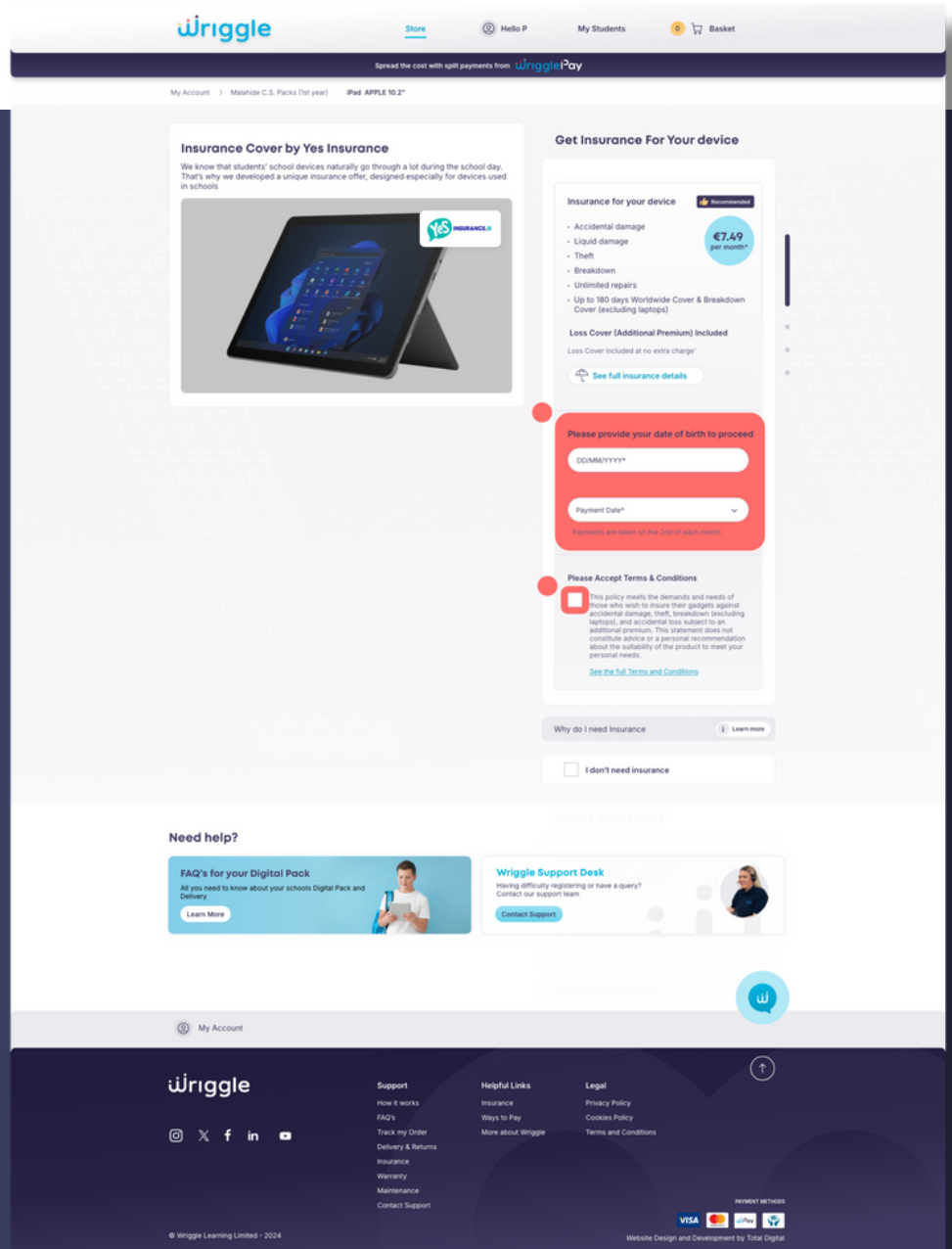
PAYMENT METHODS



STEP 4.1

We highly recommend that you add on **Insurance** for your device. To do this, please submit the requested details in the boxes provided.

*Please ensure to review and tick to accept **'Terms and Conditions'**.



The screenshot shows the Wriggle website's insurance purchase interface. At the top, the Wriggle logo and navigation links (Store, Hello P, My Students, Basket) are visible. Below the navigation, a breadcrumb trail reads: My Account > Malahide C.S. Packs (1st year) > iPad APPLE 10.2".

The main content area is titled "Insurance Cover by Yes Insurance". It includes a sub-header "Get Insurance For Your device" and a list of covered items: Accidental damage, Liquid damage, Theft, Breakdown, Unlimited repairs, and Up to 180 days Worldwide Cover & Breakdown Cover (excluding laptops). The price is listed as €7.49 per month. A "See full insurance details" button is present.

Below the insurance details, there are two red-bordered input boxes. The first is labeled "Please provide your date of birth to proceed" and contains a text input field with "DDMMYYYY" and a "Payment Date" dropdown menu. The second is labeled "Please Accept Terms & Conditions" and contains a checkbox and a paragraph of text explaining the policy. A "See the full Terms and Conditions" link is provided.

At the bottom of the main content area, there are two buttons: "Why do I need Insurance" (with a "Learn more" link) and "I don't need insurance".

Below the main content area, there is a "Need help?" section with two cards: "FAQ's for your Digital Pack" and "Wriggle Support Desk".

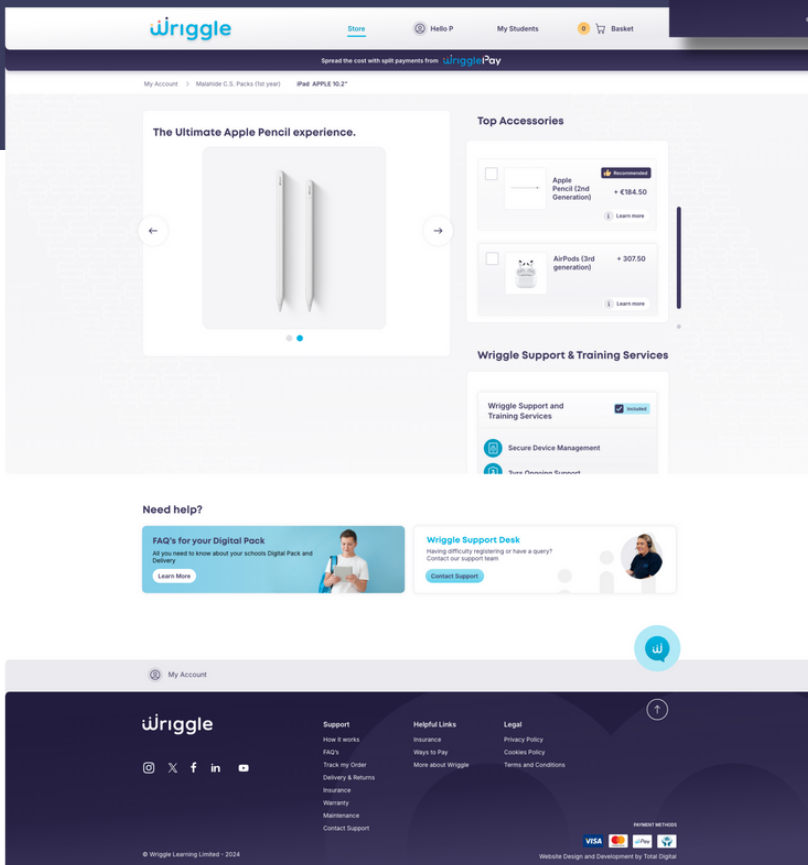
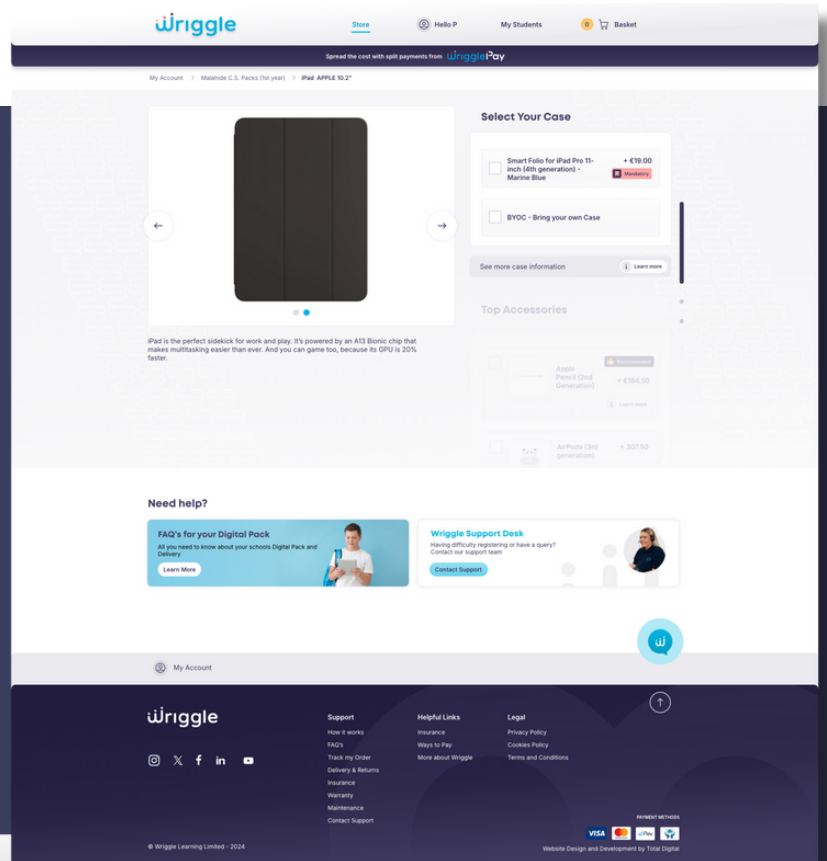
The footer contains the Wriggle logo, social media icons, a "My Account" link, and a "Support" section with links for "How it works", "FAQ's", "Track my Order", "Delivery & Returns", "Insurance", "Warranty", "Maintenance", and "Contact Support". There is also a "Helpful Links" section with links for "Insurance", "Ways to Pay", and "More about Wriggle". A "Legal" section includes links for "Privacy Policy", "Cookies Policy", and "Terms and Conditions".

Payment methods (VISA, Mastercard, Apple Pay, Google Pay) and the website design credit (Total Digital) are listed at the bottom right.

DEVICE ACCESSORIES

STEP 4.2

Select your **case** for the device from the options displayed on screen.



STEP 4.3

Choose your recommended accessories.

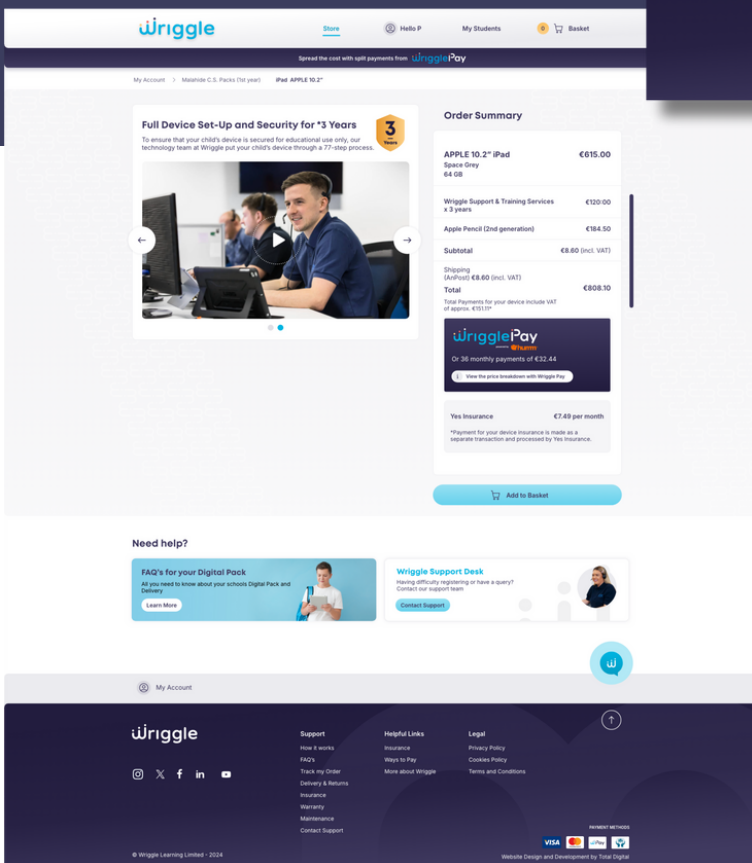
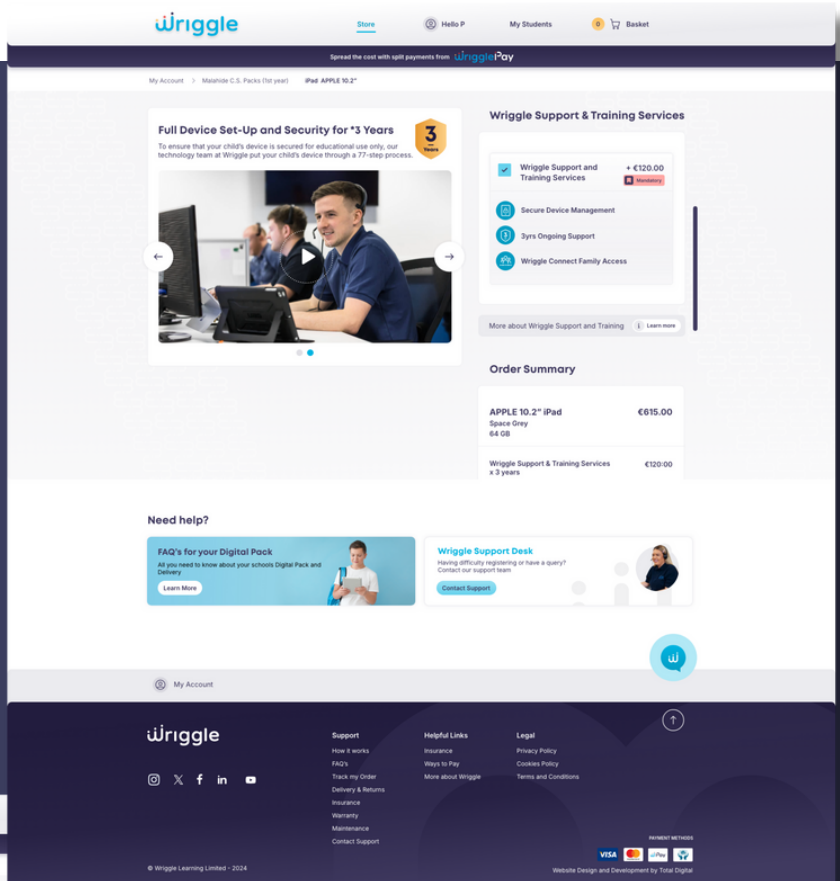


Technology for Learning

WRIGGLE SUPPORT & TRAINING

STEP 4.4

The 'Wriggle Support & Training Services' are mandatory and are pre-selected in your bundle.



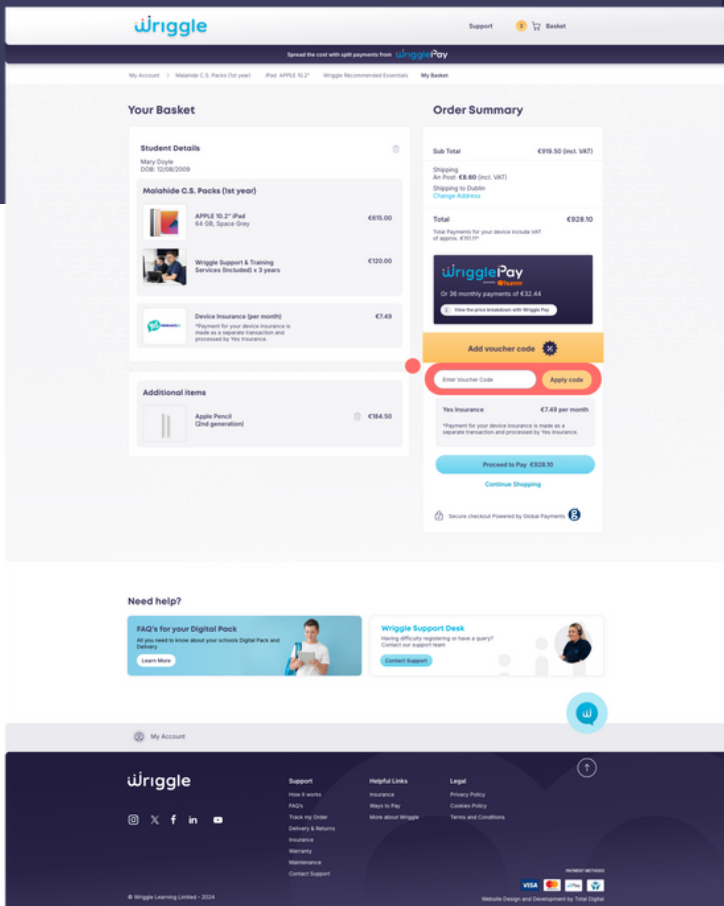
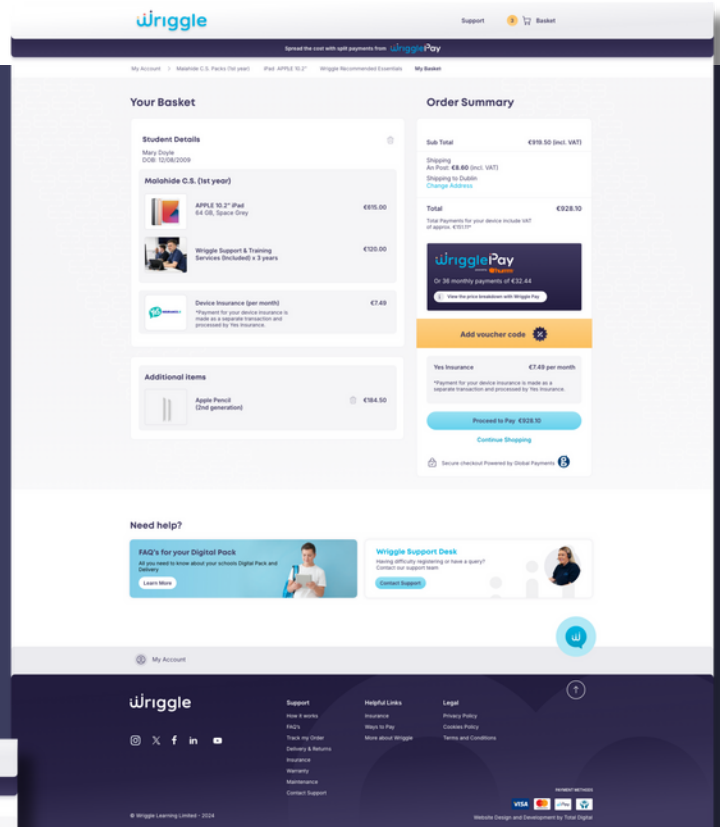
STEP 4.5

Review device configuration summary to ensure all details are correct., then click 'Add to Basket'.

ORDER REVIEW

STEP 5

Please **double check** your order basket and ensure all items along with student details are entered correctly.

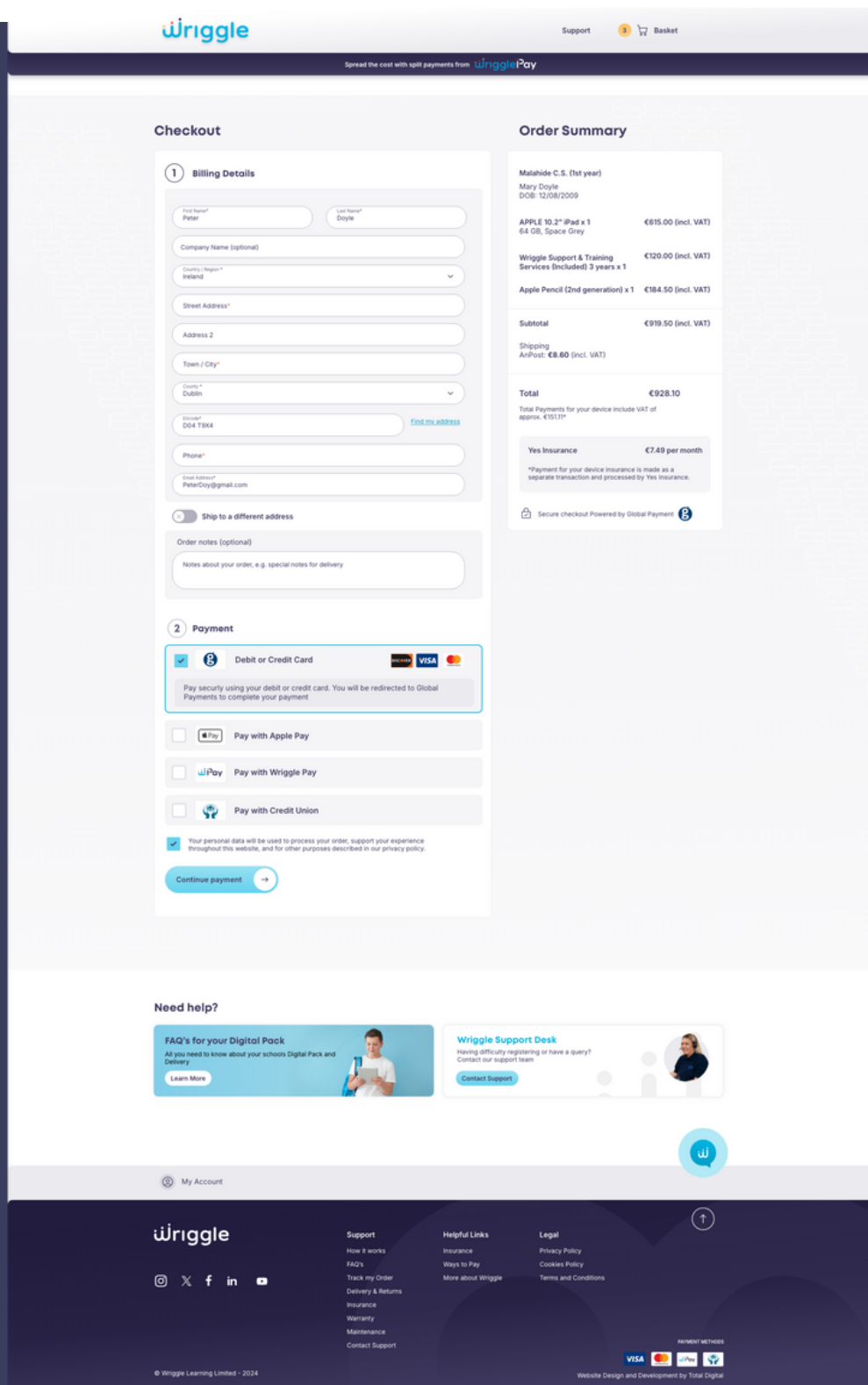


STEP 5.1

If you have a 'Voucher Code' please enter it in the box provided before clicking 'Proceed to Pay'.

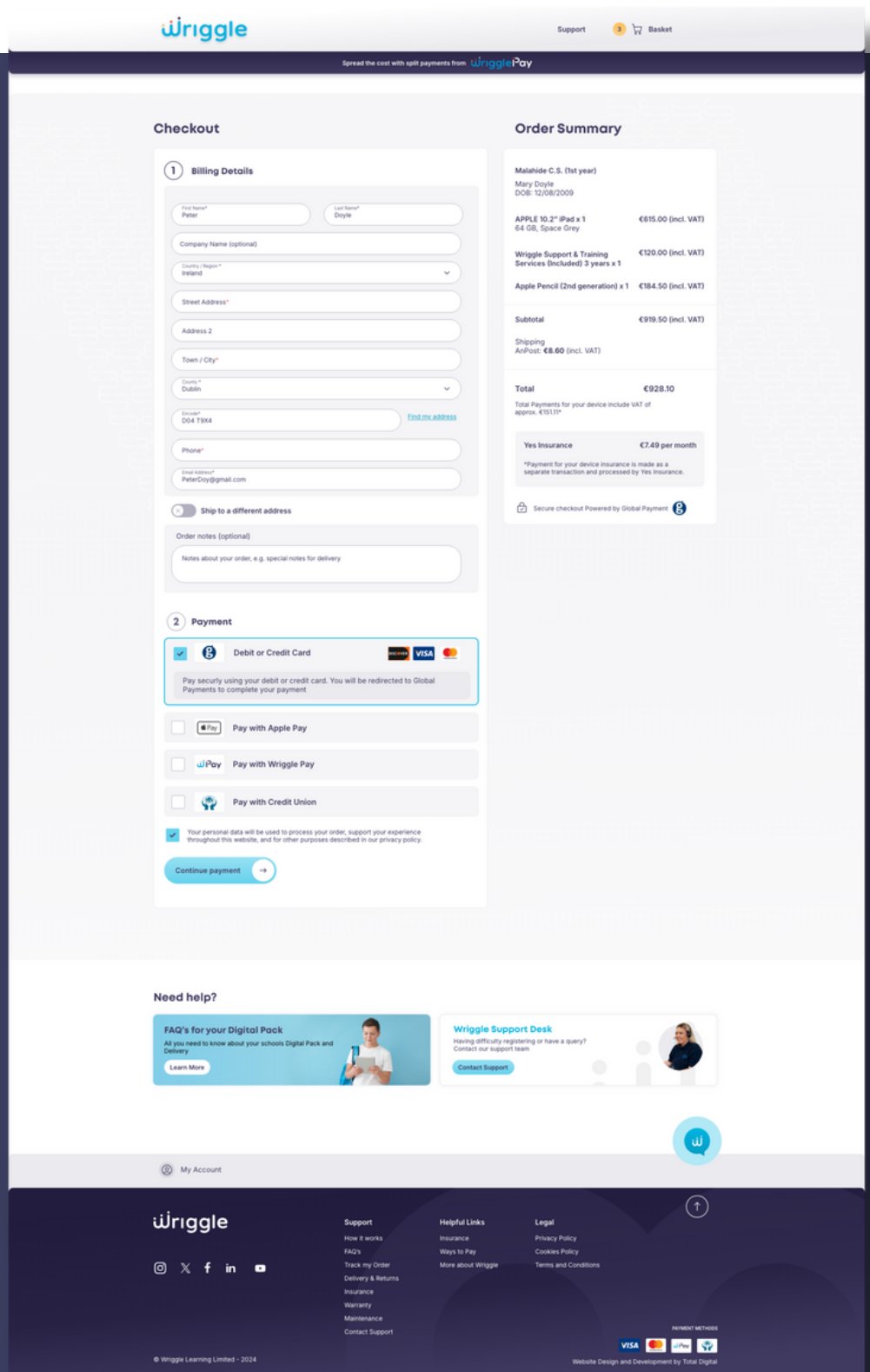
STEP 6

As per other online stores, please enter your **billing** details in the fields provided. If you have a different shipping address, please tick the box provided and add in the shipping address details in the fields provided.



STEP 6.1

Select your preferred payment methods and follow the assigned steps before clicking 'Continue payment'



The screenshot displays the Wriggle checkout process. At the top, the Wriggle logo and navigation links for Support and Basket are visible. A banner promotes 'wrigglePay' for spreading costs. The main content is divided into two columns: 'Checkout' and 'Order Summary'.

Checkout Section:

- 1 Billing Details:** Includes fields for First Name (Peter), Last Name (Doyle), Company Name (optional), Country/Region (Ireland), Street Address, Address 2, Town/City, County (Dublin), Email (DD4 T8X4), and Phone. A 'Find my address' link is provided. A checkbox for 'Ship to a different address' is present, along with an 'Order notes (optional)' field.
- 2 Payment:** Offers four payment methods:
 - Debit or Credit Card (with logos for Mastercard, VISA, and American Express)
 - Pay with Apple Pay
 - Pay with Wriggle Pay
 - Pay with Credit Union
- A checkbox at the bottom states: 'Your personal data will be used to process your order, support your experience throughout this website, and for other purposes described in our privacy policy.'
- A 'Continue payment' button with a right arrow is at the bottom.

Order Summary Section:

- Customer: Malahide C.S. (1st year), Mary Doyle, DOB: 12/08/2009
- Items:
 - APPLE 10.2" iPad x 1 €4 GB, Space Grey: €615.00 (incl. VAT)
 - Wriggle Support & Training Services (Included) 3 years x 1: €120.00 (incl. VAT)
 - Apple Pencil (2nd generation) x 1: €184.50 (incl. VAT)
- Subtotal: €919.50 (incl. VAT)
- Shipping AdPost: €8.60 (incl. VAT)
- Total: €928.10
- Insurance: Yes Insurance €7.49 per month
- Footer note: *Payment for your device insurance is made as a separate transaction and processed by Yes Insurance.
- Secure checkout Powered by Global Payment

Need help?

- FAQ's for your Digital Pack:** All you need to know about your schools Digital Pack and Delivery. [Learn More](#)
- Wriggle Support Desk:** Having difficulty registering or have a query? Contact our support team. [Contact Support](#)

Footer:

- My Account
- Wriggle logo and social media icons (Instagram, X, Facebook, LinkedIn, YouTube)
- Support: How it works, FAQ's, Track my Order, Delivery & Returns, Insurance, Warranty, Maintenance, Contact Support
- Helpful Links: Insurance, Ways to Pay, More about Wriggle
- Legal: Privacy Policy, Cookies Policy, Terms and Conditions
- Payment methods: VISA, Mastercard, Apple Pay, Wriggle Pay
- © Wriggle Learning Limited - 2024
- Website Design and Development by Total Digital

STEP 6.2

If you are paying by card, please enter the details as requested below and be ready for a verification process using your registered mobile phone.

The screenshot shows the Wriggle checkout interface. At the top, the Wriggle logo is displayed. Below it, the word "Checkout" is centered. A dark blue header for the "Payment Details" section is visible. The form contains the following fields: "Card Number" with a Visa and Mastercard logo to its right; "Expiry" (MM/YY) and "Security Code" (with a help icon); and "Cardholder Name" (with "Card Number" written below the input field). A large blue "PAY NOW" button is at the bottom of the form. At the bottom left of the form area is a "256-bit SSL" logo, and at the bottom right is a "Securely processed by Global Payments" logo.

ORDER CONFIRMATION

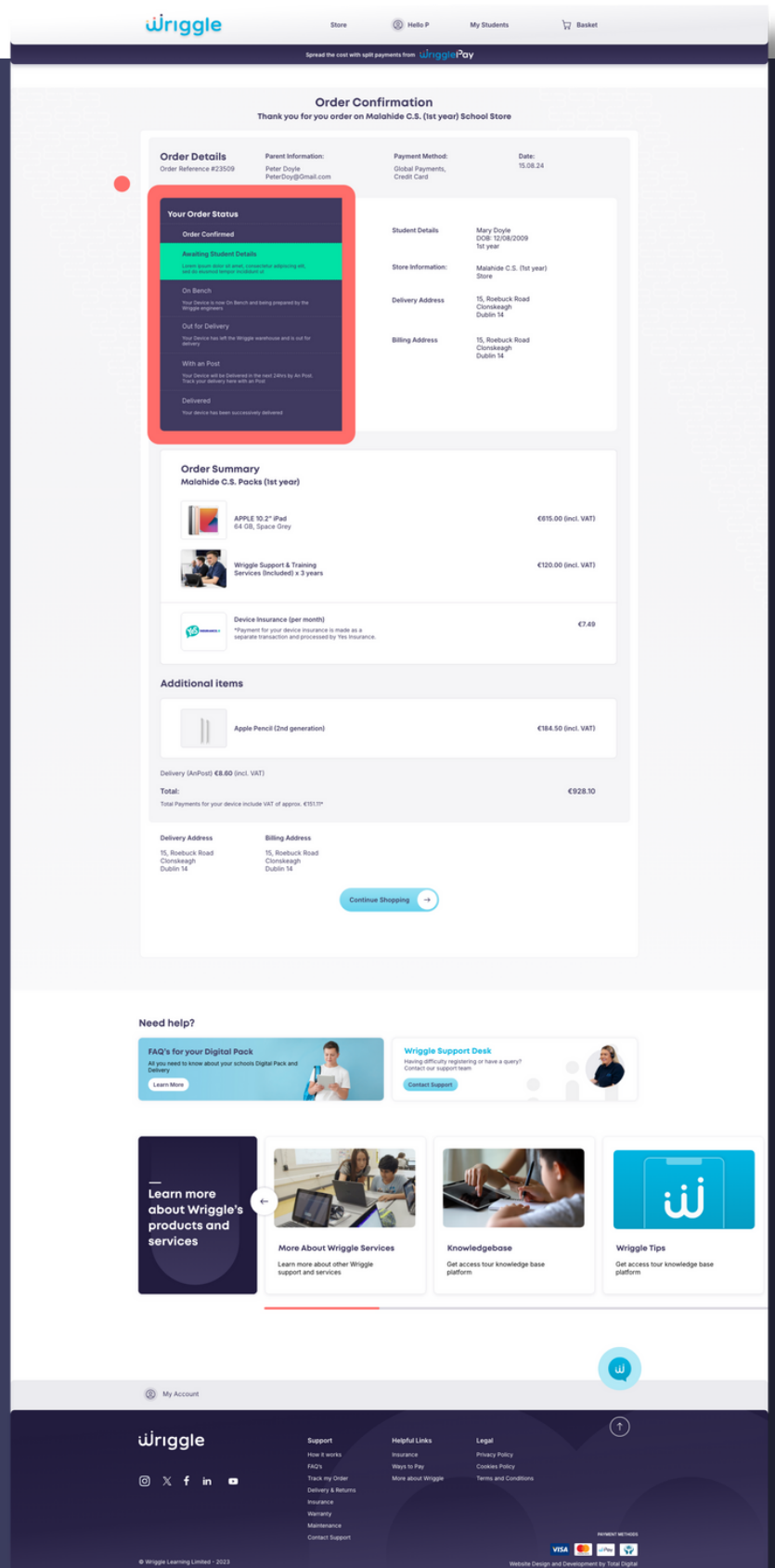
STEP 7

Once your payment has been approved/verified, you will be brought through to the order summary page.

On the left hand side, you will see a status update to confirm the order has been received.

As the order is processed by Wriggle, you will receive an SMS and email notification with status updates.

You can also log into 'My Account' to view the status of your order.





Wriggle has developed this finance solution, in partnership with Humm Finance, to lighten the financial burden that parents face during the Back to School period.

To get started with **WriggleiPay** please click on the link below and ensure you have the following items to meet the application requirements:

- Proof of ID - Must be over 18
- Proof of address
- Other documents may be required subject to your application

[Apply Here Now](#)

Parental Friendly Finance

Regulated by the Central Bank of Ireland

